

Target Withdrawal Portfolios

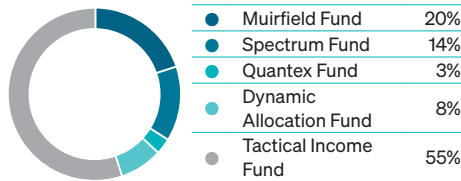
AS OF MARCH 31, 2023

Portfolio Description

The Target Withdrawal Portfolios are designed with today's retiree in mind. With people living longer than ever before, retirees face concerns about longevity, income needs, and the right investment mix. Each of our four Target Withdrawal portfolios are designed to support a specific income need through retirement in a portfolio allocated exclusively among Meeder Funds.

Underlying Funds

TARGET WITHDRAWAL 3-4%




Gross Expense Ratio: 1.14%

Net Expense Ratio: 0.90%

Weighted average gross and net expense ratio for the funds in the portfolio.

TARGET WITHDRAWAL 4-5%




Gross Expense Ratio: 1.13%

Net Expense Ratio: 0.93%

Weighted average gross and net expense ratio for the funds in the portfolio.

TARGET WITHDRAWAL 5-6%




Gross Expense Ratio: 1.12%

Net Expense Ratio: 0.96%

Weighted average gross and net expense ratio for the funds in the portfolio.

TARGET WITHDRAWAL 6-7%



Gross Expense Ratio: 1.11%

Net Expense Ratio: 0.98%

Weighted average gross and net expense ratio for the funds in the portfolio.

Designed to Support Income Needs Through Retirement



DEFENSIVE EQUITY

The Muirfield and Spectrum Funds both utilize the Meeder Investment Positioning System (IPS). Just as a navigation system or GPS provides directions on the best route to take, the Meeder IPS is designed to help investors get to their destination with a smoother ride (less risk). The Meeder IPS aims to reduce the allocation of equities during high market risk and increase the allocation of equities during low market risk. This allows a retiree to have equity exposure for necessary growth, while maintaining focus on minimizing downside risk.

GROWTH

To help fund a long retirement, the portfolios offer a combination of the Meeder Dynamic Fund and Meeder Quantex fund. The Meeder Dynamic Fund provides diversified exposure to U.S. and International equity, while the Meeder Quantex Fund focuses on long-term growth by investing in under-valued mid-cap companies.

FIXED INCOME

The Meeder Tactical Income fund works in tandem with its Defensive Equity and Growth counterparts to maintain a healthy balance between growth and short-term income needs. This diversification can help lower risk for the overall portfolio.

		AVERAGE ANNUAL TOTAL RETURNS				
		YTD	1 YEAR	3 YEAR	SINCE INCEPTION	INCEPTION DATE
Meeder Target Withdrawal 3-4% Composite	Net	1.58%	-6.22%	2.92%	1.13%	12/31/2018
Morningstar Conservative Target Risk Index		3.51%	-5.36%	3.18%	3.81%	
Meeder Target Withdrawal 4-5% Composite	Net	1.74%	-6.59%	4.19%	1.59%	12/31/2018
Morningstar Moderately Conservative Target Risk Index		3.90%	-5.44%	5.06%	4.94%	
Meeder Target Withdrawal 5-6% Composite	Net	1.82%	-6.93%	5.39%	1.96%	12/31/2018
Morningstar Moderately Conservative Target Risk Index		4.00%	-5.63%	5.91%	5.38%	
Meeder Target Withdrawal 6-7% Composite	Net	2.01%	-7.29%	6.72%	2.42%	12/31/2018
Morningstar Moderate Target Risk Index		4.11%	-5.82%	6.76%		

The performance data shown represents past performance, which does not guarantee future results. The investment return and principal value of an investment will fluctuate so that an investor's shares, when redeemed, may be worth more or less than their original cost. The performance data shown is for the Meeder composite portfolio, your portfolio may experience different results from those shown here, and current performance of the composite may be lower or higher than the performance data quoted. The Net Composite Return represents the Gross Composite Return of the portfolio reduced by an annual fee of 3.0%, the maximum fee charged by programs utilizing the portfolio.

DISCLOSURE

Portfolio Description: Each Target Withdrawal Portfolio is allocated exclusively among a portfolio of Meeder mutual funds designed to meet the strategic allocation target while utilizing an unconstrained tactical strategy that seeks to reduce equity exposure below the strategic target during times of higher market risk. The income objective is generated from total return, representing interest, dividends and capital appreciation. Meeder is the investment adviser for the Meeder Funds and Meeder and its affiliates earn investment advisory, administrative, transfer agent and distribution fees for various services provided to the funds.

Composite Description: The portfolio composite includes all fully discretionary accounts managed by Meeder that utilize the selected investment strategy. Meeder offers the program as a model investment strategy to other intermediary firms but does not have investment authority over client accounts at those firms. Portfolio allocation for these accounts may differ from the composite and clients invested through intermediary firms will experience performance results different from the performance results produced by Meeder discretionary management of the model.

Composite Performance: Investment performance reflects the time weighted return of the composite and assumes reinvestment of all dividend and capital gain distributions. Returns for periods less than one year are not annualized. Performance is calculated in U.S. dollars and is presented net of all fees including the internal expenses of the Meeder Funds included in the portfolio. Meeder does not charge a separate fee for managing the portfolios; however, each Fund within the portfolio contains a management fee within its expense ratio. Returns includes all internal expenses of the Meeder Funds included in the Portfolio. Net Return reflects deduction of a 3.0% annual management fee, the maximum fee charged by intermediary firms utilizing the portfolio.

Expense Ratios: The Weighted Gross Expense Ratio reflects the weighted operating expense ratio of the funds in the portfolio gross of voluntary fee waivers or expense reimbursements. The Weighted Net Expense Ratio is the weighted net expense ratio of the funds in the portfolio as set forth in the fund's most recent annual report, which includes the effect of voluntary and contractual fee waivers and expense reimbursements. Without these waivers, performance would have been lower.

Portfolio Benchmarks: The **Morningstar Target Risk Index** family is designed to meet the needs of investors who would like to maintain a target level of equity exposure through a portfolio diversified across equities, bonds and inflation-hedged instruments. The **Morningstar Aggressive Target Risk Index** seeks approximately 95% exposure to global equity markets. The **Morningstar Moderately Aggressive Target Risk Index** seeks approximately 80% exposure to global equity markets. The **Morningstar Moderate Target Risk Index** seeks approximately 60% exposure to global equity markets. The **Morningstar Moderately Conservative Target Risk Index** seeks approximately 40% exposure to global equity markets. The **Morningstar Conservative Target Risk Index** seeks approximately 20% exposure to global equity markets.

Risk Considerations: The portfolios are invested in Meeder Funds. Some Meeder Funds routinely utilize equity index futures to equitize cash positions in the portfolio. The Spectrum Fund may utilize short positions and leverage to achieve its investment objectives. Carefully consider the investment objectives, risks and expenses of the component funds before investing. The prospectus contains this and other information about the funds.

Firm Information: The portfolios are managed by Meeder Advisory Services, Inc., a registered investment adviser. An affiliate manages the Meeder Funds and is paid a fee for its services. Meeder Funds are distributed by Meeder Distribution Services, Inc., an affiliated broker dealer, Member FINRA.

**M E E D E R**Call 866.633.3371 or visit us online at meederinvestment.com