

Conservative Allocation Fund

Fund Overview

This annual shareholder report contains important information about the Conservative Allocation Fund for the period of December 31, 2023, to December 31, 2024, as well as certain changes to the Fund. You can find additional information about the Fund at meederinvestment.com/mutual-funds. You can also request this information by contacting us at 866.633.3371.

What were the Fund's costs for the year?

(based on a hypothetical \$10,000 investment)

Class Name	Cost of \$10K Investment	Cost Paid as % of \$10K Investment
Retail Class	\$125	1.23%

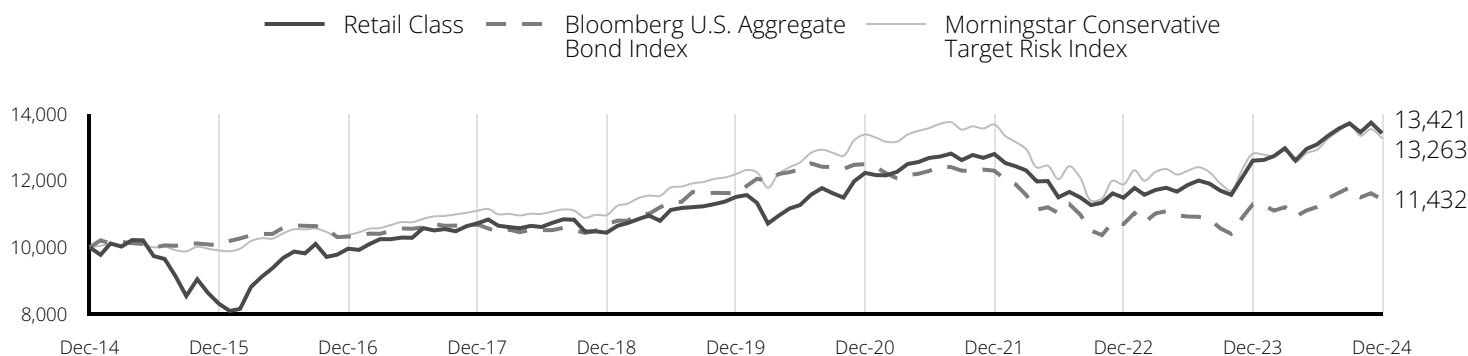
How did the Fund perform last year?

Performance for the Fund in 2024 was driven by:

- The overweight to equities relative to fixed income. Equities achieved above-average returns and experienced low volatility in 2024.
- The outperformance of U.S. equities relative to international equities. The Fund favored a higher U.S. allocation than its benchmark.
- U.S. stock selection detracted from performance.
- Overweight to US high yield fixed income, as US high yield outperformed investment grade. Interest rate volatility also presented opportunities to profit from tactical duration decisions throughout the year within the Fund's fixed income holdings.

How did the fund perform last 10 years?

Total Return Based on a \$10,000 Investment



The Growth of \$10,000 chart compares the performance of the Fund over the period shown with dividends and capital gains reinvested to the Fund's benchmark. Benchmark indices are unmanaged and do not reflect the deduction of expenses associated with a mutual fund, such as investment management and accounting fees.

The performance data shown represents past performance, which does not guarantee future results. The investment return and principal value of an investment will fluctuate so that an investor's shares, when redeemed, may be worth more or less than their original cost. Current performance may be lower or higher than the performance data quoted. For current month-end performance data, please visit our website at www.meederfunds.com.

Fund Statistics

Total Net Assets	\$144,823,219
# of Portfolio Holdings	134
Portfolio Turnover Rate	166%
Advisory Fees and Waivers	676,606

Average Annual Total Returns

	1 Year	5 Year	10 Year
Retail Class	6.53%	3.12%	2.99%
Bloomberg U.S. Aggregate Bond Index	1.25%	-0.33%	1.35%
Morningstar Conservative Target Risk Index	3.57%	1.69%	2.86%

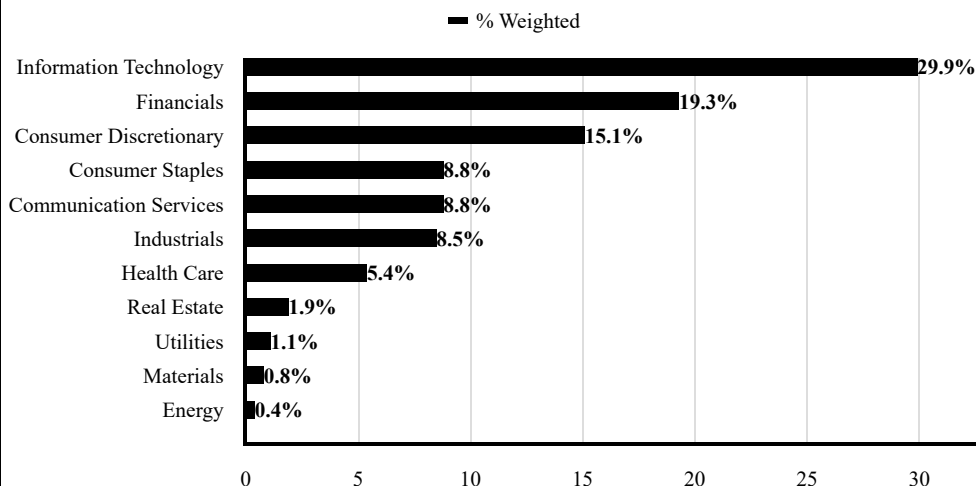
What did the Fund invest in?

Top 10 Holdings

Fidelity Total Bond Fund - Class Z	16.1%
Baird Core Plus Bond Fund - Class I	16.0%
Dodge & Cox Income Fund - Class I	7.0%
Fidelity Advisor High Income Advantage Fund - Class Z	6.7%
Frost Total Return Bond Fund - Class I	6.7%
BrandywineGLOBAL High Yield Fund - Class IS	6.6%
Microsoft Corp	2.1%
Berkshire Hathaway Inc	2.1%
Amazon.com Inc	1.5%
Apple Inc	1.3%

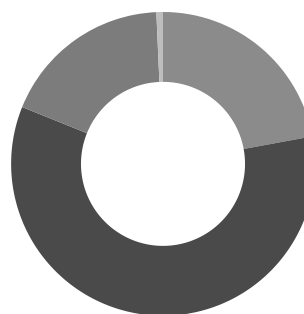
As a percentage of total net assets. Holdings exclude short-term investments and derivatives.

Sector Weighting



As a percentage of total common stocks. Concentrations are subject to change.

Asset Weighting



- Common Stocks (United States)
- Registered Investment Companies
- Money Market Registered Investment Companies
- Assets/Other Liabilities (Net)

As a percentage of total net assets. The Fund has invested in stock index futures contracts in order to equitize cash balances it holds in a proprietary money market fund.

Availability of Additional Information

For additional information about the Fund, including its prospectus, financial information, holdings, proxy voting information and other important materials, scan the QR code or visit www.meederinvestment.com/meeder-funds-resources.

Householding

To reduce fund expenses, only one copy of most shareholder documents are delivered to shareholders with multiple accounts at the same address. If you wish to receive copies of this document for each account, please contact the Meeder Funds at 866.633.3371 or contact your financial intermediary.

Retail Class FLRUX

Conservative Allocation Fund



M E E D E R

Annual Shareholder Report
December 31, 2024